

REGISTRATION GUIDE

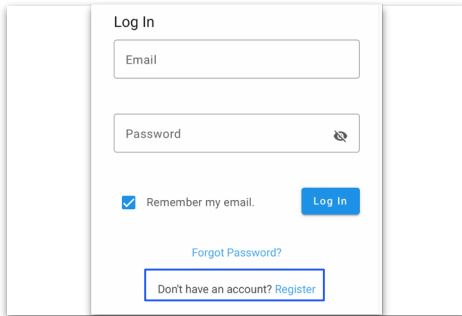
Activate your account by viewing the registration email from communications@wellright.com with the subject line, Register now: You're invited to Atlantic Packaging's wellness program. Links in the registration email are active for 30 days.

<p>Your WellRight account is ready and waiting for you</p> <p>WellRight is a holistic wellbeing platform that makes building healthy habits and improving your overall health fun, simple, and rewarding!</p> <p>Get Started</p>	<h2>1 VIEW REGISTRATION EMAIL</h2> <ul style="list-style-type: none">Tap the "Get Started" buttonFor the easiest registration experience, use your mobile web browser to complete registration, then use the app to participate in the program
<p>Hello! Step 1 of 2</p> <p>Tell us a little bit about yourself</p> <p>First Name* Tara</p> <p>Last Name* Callaway</p> <p>Date Of Birth*</p>	<h2>2 REGISTRATION</h2> <ul style="list-style-type: none">Your information will be pre-populated for you. Review your information to ensure it is correct and click "Continue"
<p>Activate Your Account Step 2 of 2</p> <p>Email: tcallaway@wellright.com</p> <p>Password:</p> <p>Password* </p> <p>Confirm Password* </p>	<h2>3 CREATE PASSWORD & ACTIVATE</h2> <ul style="list-style-type: none">Create a password that matches the listed criteria.Read and agree with the terms and conditions listed within the Privacy Policy and Terms of UseClick "Register" to continue
<p>Welcome to your Wellness Journey!</p> <p>Complete your profile</p> <p>Add your mobile number</p> <p>Get reminders to participate and track for challenges via text</p> <p> (201) 555-0123</p>	<h2>4 WELCOME</h2> <ul style="list-style-type: none">Complete your profile or choose to skip it. You can always add this information later via the User Profile



REGISTRATION GUIDE

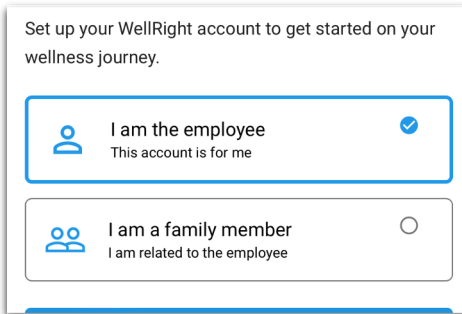
If you are not utilizing the registration email to activate your account, you can follow the steps below to register via your mobile browser.



1

GO TO ATLANTICPKG.WELLRIGHT.COM

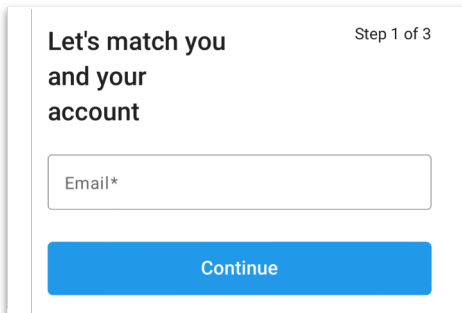
- For the easiest registration experience, use your mobile web browser to complete registration, then use the app to participate in the program
- Click "Register" within the login box



2

SELECT YOUR ROLE

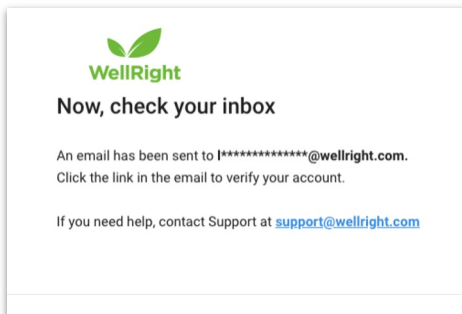
- Select whether you are the "Employee" or "Family member" and click "Continue"



3

MATCH YOUR ACCOUNT

- Enter your email address on file with your company and click "Continue"



4

CHECK YOUR INBOX

- Open the "Email Verification" email and click the link to verify your account



WEB - NO REGISTRATION EMAIL

Step 1 of 2

Hello!

Tell us a little bit about yourself

First Name* Last Name*

Date Of Birth*

5

REGISTRATION

- Your information will be pre-populated for you. Review your information to ensure it is correct and click "Continue"

Step 2 of 2

Activate Your Account

Email:

Password*

Confirm Password*

I have read and agree with the terms and conditions of the [Privacy Policy](#) and the [Terms of Use](#).

Remember my device for future logins (Uncheck if this is a shared device)

6

CREATE PASSWORD & ACTIVATE

- Create a password that matches the listed criteria.
- Read and agree with the terms and conditions listed within the Privacy Policy and Terms of Use
- Click "Register" to continue

Welcome to your Wellness Journey!

Complete your profile

Add your mobile number

Get reminders to participate and track for challenges via text

7

WELCOME

- Complete your profile or choose to skip it. You can always add this information later via the User Profile



Company Code: atlanticpkg

atlanticpkg.wellright.com | For help, email support@wellright.com

